



Department
of Safety Services

Swimming Pool Program

Procedures & Standard Details


CITY OF TOLLESON SWIMMING POOL PROTECTIVE ENCLOSURE STANDARDS

Private swimming pool along with incidental installations, such as pumps and filters, provided the following standards are met and maintained. Pool/spa will not be approved for plaster and water until enclosure place and secured.

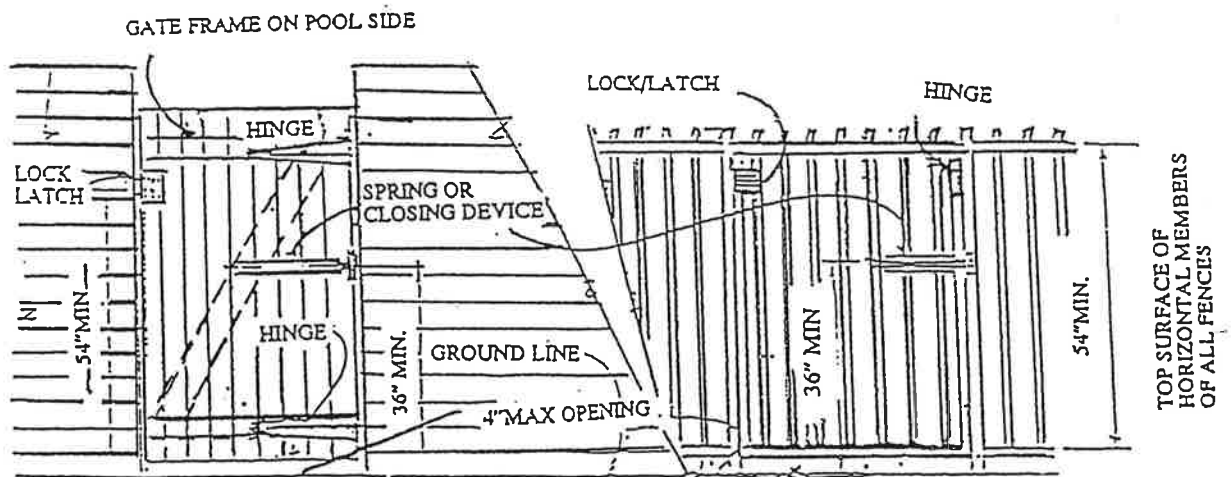
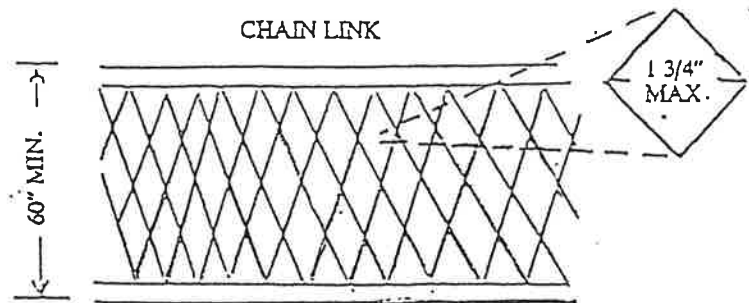
- (1) Such pool and incidental installations are located in other than the required front yard and completely enclosed by a solid wall or protective fence of not less than 5 feet in height.(SEE DETAIL 94-001 & 94-002)
- (2) Such pools are set back from side property lines a distance of not less than 5 feet.
- (3) Residential structure walls containing exterior entry doors and/or windows may be used in meeting the pool enclosure requirements only by meeting the following standards:
 - (A) Doors. All doors leading from a dwelling unit or accessory building directly into a self-latching and shall be equipped with a locking device . when a simple latch is used, the release mechanism for the latch, or a secondary locking device shall be located not less than 54 inches above the floor. A locking latch which uses a key, electronic opener, or integral combination lock may be located at any height on the door. Sliding doors shall not form part of a required barrier unless the self-closing and self-latching mechanism is specifically approved by the Chief Building Official for this purpose. (SEE DETAIL 94-003)
 - (B) Windows. Emergency escape or rescue windows in bedrooms which face swimming pool enclosures shall be equipped with a latching device located not less than 54 inches above the floor. All other openable dwelling unit or accessory building windows facing a swimming pool enclosure shall be equipped with a screwed in-place wire mesh screen, a keyed lock that prevents opening the window more than 4 inches, or latching device located not less than 54 inches off the floor.(SEE DETAIL 94-004 & 94-005)
 - (C) Safety covers. A hard -safety cover which may be latched or locked shall be deemed to meet all barrier requirements of this section for any spa or hot tub which is not more than 8 feet in width at any point.

- (4) For a barrier between pool accessory to that dwelling provided all other portions of the swimming pool enclosure are installed and maintained as required herein. The keyed-pool-cover switch shall be located not less than 54 inches above the floor or adjacent ground level and where the entire pool can be visually inspected during over operation. (SEE DETAIL 94-006)
- (5) Any fence/wall used for pool enclosure may not contain any openings greater than 1-3/4 inches, measured horizontally, that might be used for foothold climbing purposes (e.g., unslatted chain link fence with openings greater than 1-3/4 inches measured horizontally).
- (6) Every opening in a required pool fence/wall shall be provided with a minimum 5 foot high self-closing gate, which shall open outward away from the pool and shall have a self-latching latch or lock in good condition, with the latch/lock placed at least 50 inches above the underlying ground and with the closing device (spring, pneumatic, etc.) at least 36 inches above the underlying ground.
- (7) Any vertical opening or opening at ground level in a pool enclosure fence (e.g., wrought iron) shall be of such size that a spherical object 4 inches in diameter cannot pass through the openings, except that ground level openings to allow for drainage of stormwater cannot measure more than 5-3/4 inches by 5-3 inches.
- (8) Wrought iron or wood barriers or enclosures shall be constructed with at least 54 inches between the top surfaces of the horizontal members. Vehicle\RV gates shall not be permitted in meeting this swimming pool protective requirements
- (9) Prohibited locations of protective enclosures- protective enclosures shall be located at a minimum horizontal distance of fifty-four inches (54") from any equipment, permanent structures, planters, or similar objects that could be used to climb the enclosures. The minimum separation will apply to the exterior of the enclosure but it will also apply to the interior of the enclosure in the case of any fence, or wall, having vertical openings (e.g, wrought iron) that could This provision shall not apply to the area between the pool and the protective enclosure if the protective enclosure is a solid wall with no openings. permit an object inside the barrier to be used to climb the enclosure.

- (10) All fish ponds and other contained bodies of water, either above or below ground level, with the container being 18 inches or more in depth and/or wider than 8 feet at any point measured on the long axis shall conform to the location and enclosure requirements for swimming pools.
- (11) Irrigation and storm water retention facilities and the water features in public parks and golf courses are exempt from the fencing requirements of this provision.
- (12) It is the responsibility of the property owner to ensure that any pool enclosure fence and its appurtenances (e.g., gates, latching devices, locks, etc.) are maintained in safe and good working order. No person shall alter or remove any portion of a swimming pool enclosure except to repair, reconstruct or replace the enclosure in compliance with provisions of this section.
- (13) Repairs and alterations made to swimming pool after July 1994 must obtain a building permit and comply to the following two barrier safety options during repair\ modifications:
 - A) swimming pool must be drain and a inspection prior to re-filling the pool must be obtained by the building department.
 - B) A temporary fence must be placed in lieu of permanent barrier to protect pool/spa structure.
- (14) All swimming pool constructed after July 1994 will be subject to barrier requirement compliance inspections. These inspections will be done on a periodical basis to follow-up on barrier safety requirements.



CITY OF TOLLESON BARRIER HEIGHT DETAIL




BLOCK WALL/WOOD GATE

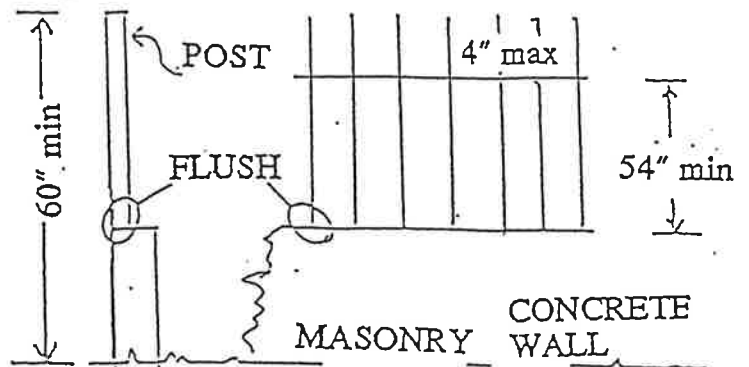
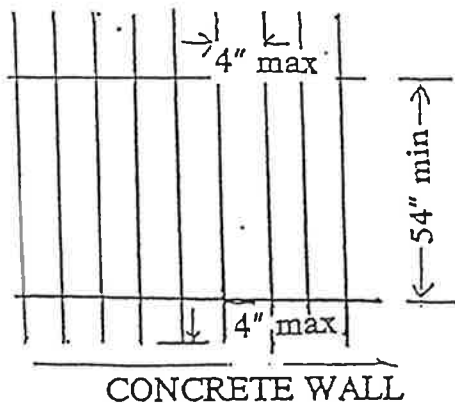
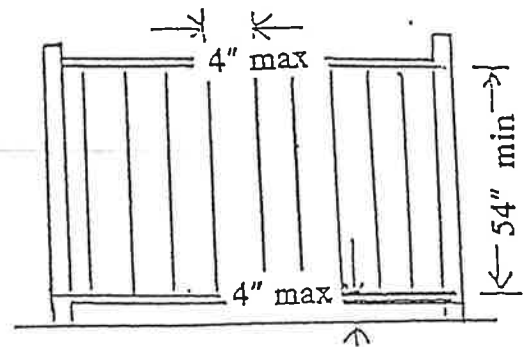
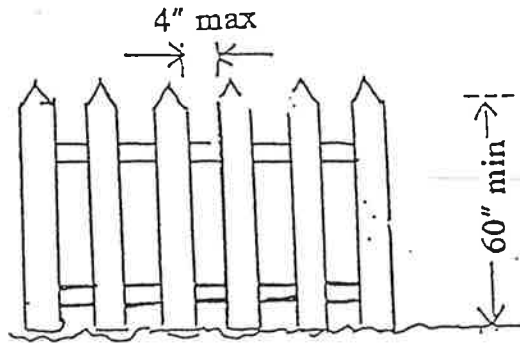
WROUGHT IRON FENCE & GATE

MINIMUM HEIGHT FOR POOL FENCE & GATE IS FIVE (5) FEET
ANY GATE MUST SWING OUT, AWAY FROM POOL


DETAIL #94-001



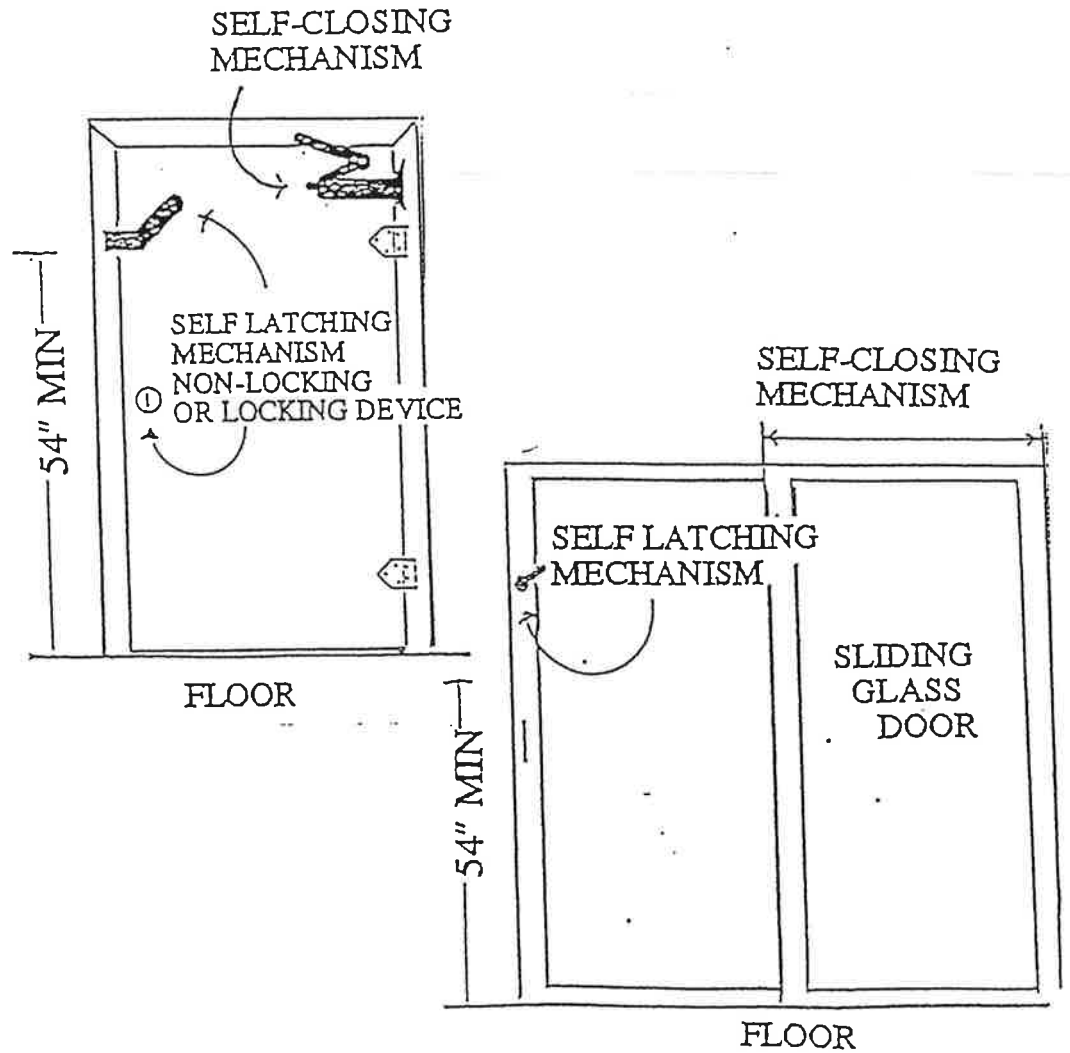
CITY OF TOLLESON BARRIER HEIGHT DETAIL




NOTE: VEHICLE/RV GATES SHALL NOT BE PERMITTED IN MEETING THE SWIMMING POOL PROTECTIVE REQUIREMENTS



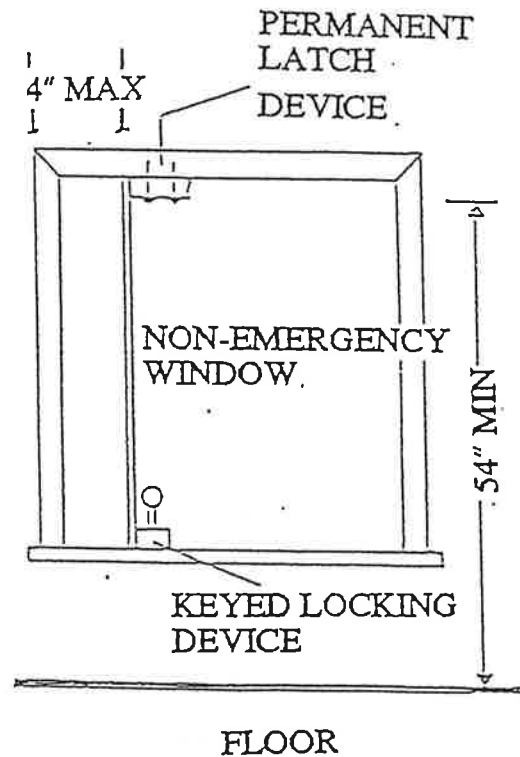
CITY OF TOLLESON EXTERIOR SLIDING DOOR DETAIL



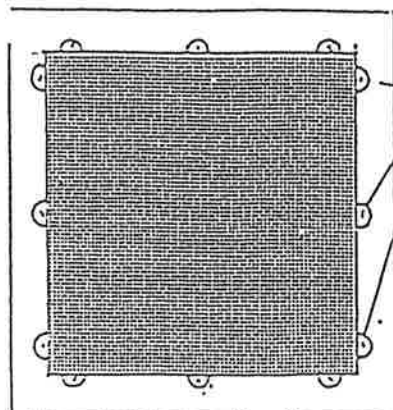
DETAIL #94-003



CITY OF TOLLESON NON-EMERGENCY WINDOW DETAIL




WINDOW FRAME



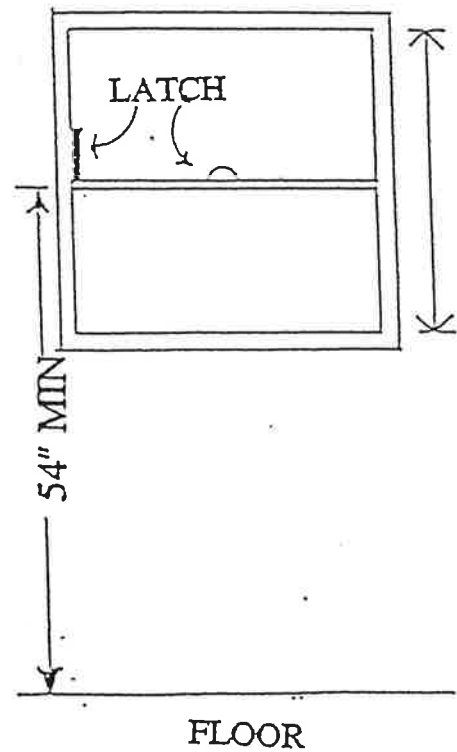
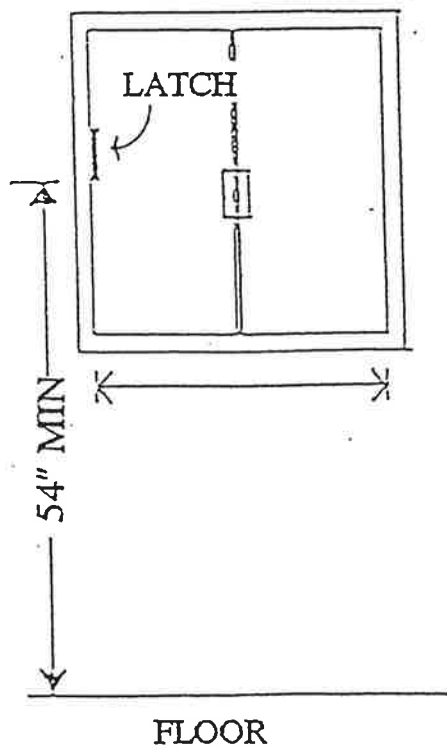
EXTERIOR
SCREWED IN-PLACE
WIRE MESH
SCREEN

FIBERGLASS OR
PLASTIC
SCREENING
NOT ACCEPTABLE

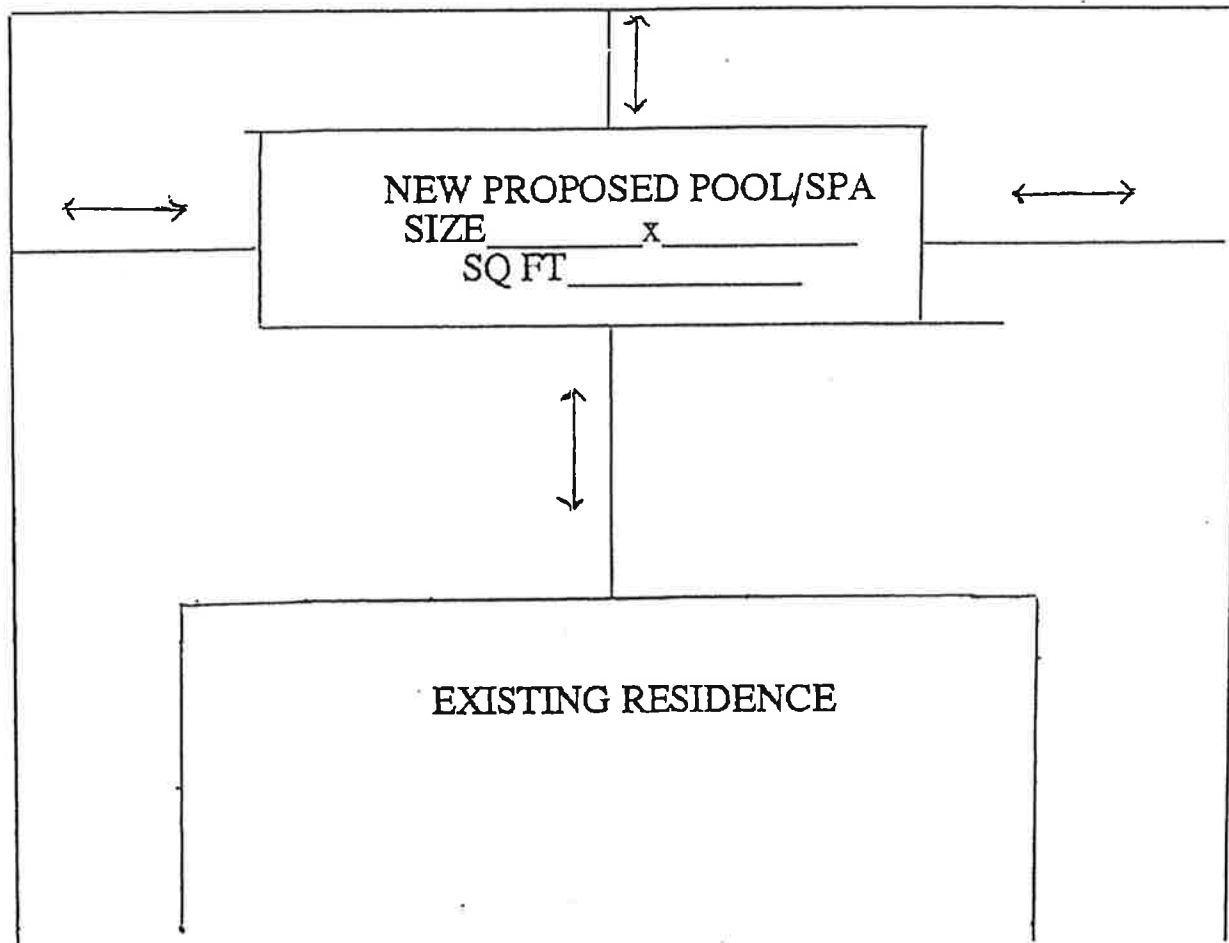


CITY OF TOLLESON EMERGENCY WINDOW DETAIL

BEDROOM EMERGENCY WINDOW



SWIMMING POOL/SPA SITE PLAN
PROPERTY LOT (L . . . x W . . .)



NOTE: SHOW ALL EXISTING AND PROPOSED STRUCTURES, BUILDINGS (SHED), FENCES, POOL EQUIPMENT AND KOOL DECKING LOCATIONS, ALL UTILITIES AND/OR DRAINAGE EASEMENTS ON SITE.

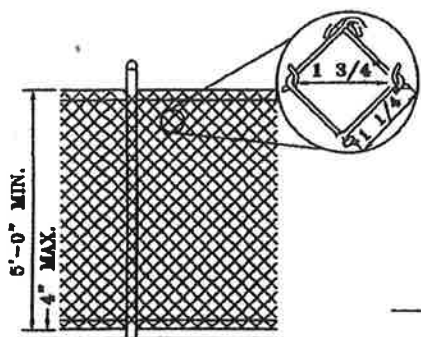
BLUE STAKE NUMBER: 263-1100

STREET
ADDRESS _____

LEGAL DESCRIPTION
LOT & PARCELNUMBER: _____

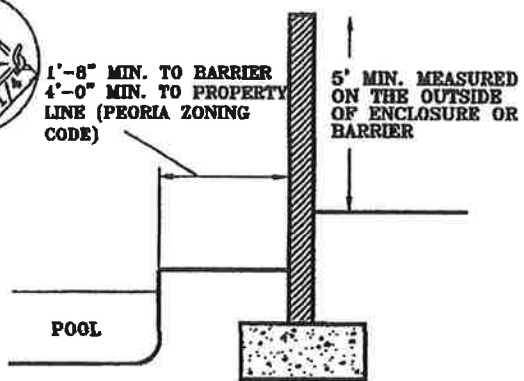
REVIEW BY: _____ DATE: _____

APPROVED BY: _____ DATE: _____

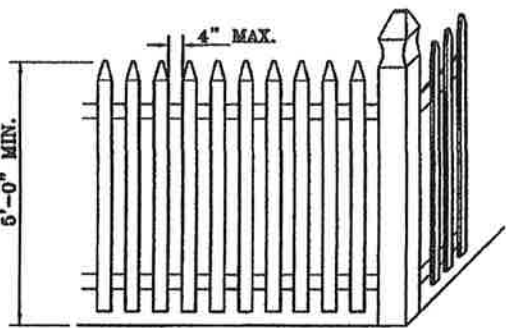


1-1/4" SQUARE CHAIN LINK MESH FENCE

SECTION A - A

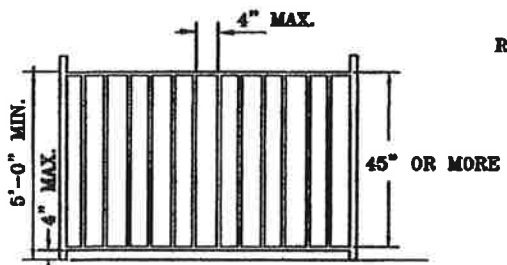


SECTION B - B



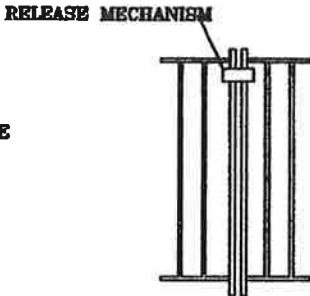
IF HORIZONTAL MEMBERS ARE LESS THAN 45" APART, VERTICAL SPACING SHALL NOT EXCEED 1-3/4".

SECTION A - A



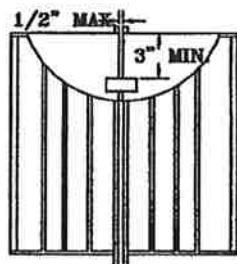
IF HORIZONTAL MEMBERS ARE EQUAL TO OR MORE THAN 46" APART, VERTICAL SPACING SHALL NOT EXCEED 4".

SECTION A - A



RELEASE MECHANISM LOCATED 54" OR MORE FROM THE BOTTOM OF THE GATE

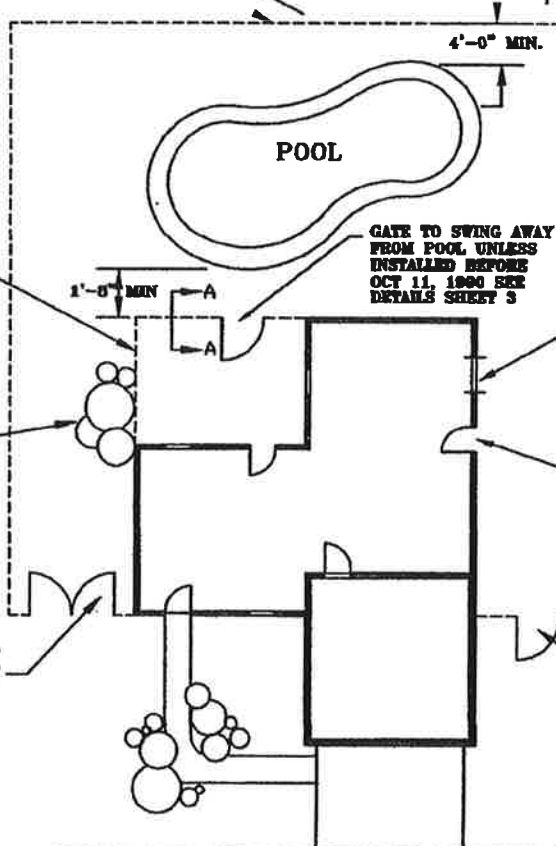
SECTION A - A



RELEASE MECHANISM LOCATED LESS THAN 54" FROM THE BOTTOM OF THE GATE.

SECTION A - A

POOL ENCLOSURE IS ALWAYS REQUIRED



POOL BARRIER IS REQUIRED ON POOLS BUILT AFTER OCT 11, 1990 AND WHEN CHILDREN 6 YEARS OR UNDER ARE OCCUPANTS (FULL OR PART TIME)

VEGETATION ALLOWED IF UNCLIMBABLE OR YOU CAN NOT PASS THROUGH IT

VEHICLE GATE, IS NOT REQUIRED TO BE SELF CLOSING OR SELF LATCHING WHEN EQUIPPED WITH A PADLOCK

GATE TO SWING AWAY FROM POOL UNLESS INSTALLED BEFORE OCT 11, 1990 SEE DETAILS SHEET 3

AUDIBLE ALARM OR EQUIPPED WITH A LATCH LOCATED NOT LESS THAN 54" ABOVE FLOOR.

AUDIBLE ALARM OR SELF-CLOSING SELF-LATCHING WITH A LATCH DEVICE NOT LESS THAN 54" ABOVE FLOOR

GATE TO SWING AWAY FROM POOL

FOR SECTION CUT SEE FENCE DETAILS ABOVE

WORKSHEET FOR POOL BARRIERS



City of Tolleson

New Swimming Pool / Spa Barrier Affidavit

Property Owner's Name _____

Property Address _____

City _____ State _____ Zip _____

Property Owners Telephone Number _____

Pool / Spa Company _____

Company Contact Rep _____ Phone Number _____

PROPERTY OWNERS, PLEASE READ AND SIGN BELOW:

- A. I / We have read and are aware of, and will meet the Pool / Spa Barrier requirements contained in the Tolleson Zoning Ordinance.
- B. There will be a fence / Wall barrier between the pool and adjacent properties and I / We will be using the residential structure walls as a barrier and will meet all safety requirements for the doors and windows.
- C. I / We have been made aware that we will not be able to have a **"Pre-plaster"** Inspection (I.E the inspection that would allow the filling of the pool / spa with water) until all pool / spa barriers are in place and all the zoning and building safety code ordinance requirements have been meet

By signing this document you as the homeowner shall adhere to the Pool Ordinance # 338 requirements.

Signatures of Property Owners: _____ Date: _____

_____ Date: _____

Signature of Pool /Spa Company Rep: _____ Date: _____